


# TOUR DE YORKSHIRE 2018

Virtual Race Pack for Schools **KS1, KS2 & KS3/4**

PRODUCED IN PARTNERSHIP WITH



## FOREWORD

Hello and thank you for downloading this Tour de Yorkshire Education pack!

We hope it will provide you with a wealth of information about the race and give you a whole host of fun and exciting ways to get involved.

The pack is designed for teachers, community groups and parents of children aged between 5-16, and I'd like to thank Nathan Atkinson, for his hard work in developing it.

I'd also like to thank Yorkshire Bank Bike Libraries for partnering with us on it. In case you don't know, Yorkshire Bank Bike Libraries allow children right across our county to borrow bikes, free of charge, just like they would a library book.

We launched the initiative as a legacy of the 2014 Tour de France and asked people to donate their old or unwanted bikes which we could then refurbish and bring back to life.

So far, over 5,500 bikes have been donated and 50 libraries have opened across the county, providing over 50,000 opportunities to ride! I am immensely proud of this success and our goal is to give every child in Yorkshire access to a bike for free.

If you'd like to find out more, you can find more information at the back of this pack.

We hope you find this pack useful and can't wait to see everyone cheering from the roadside on the four days of action!



**Sir Gary Verity**  
Chief Executive,  
Welcome to Yorkshire

Welcome  
to Yorkshire  
yorkshire.com

## MAKING THE MOST OF THIS RESOURCE

---

The pack is set out to follow the pattern and key features of a bike race. Working through the stages will support the children's understanding of the different elements within a race stage. Throughout the document the key learning activities are highlighted with the Tour de Yorkshire logo.

It is intended that the resource can be used in a variety of different ways. Schools are wonderfully creative places with talented staff who can interpret ideas in amazing ways, so please use the resource to match the skills of your team and the needs of your pupils.

The pack can be used in the following ways:

- Information only
- Follow the pack as a whole package for a whole school, a whole year group, a class or even a small group
- Follow the pack and use some of the activities
- Use the info to create your own lesson plans

Most importantly, make the most of the opportunity to raise awareness and interest in cycling among your pupils and wider community.

Why not create a twitter account for your team and share your work via #TDY18Schools



## CYCLING JERSEYS

The leaders of cycling races are indicated by special coloured cycling tops. These are referred to as "Jerseys". One of the most famous jerseys in cycling is the Yellow Jersey (or Maillot Jaune in French) worn by the leader of the Tour de France.

In the Tour de Yorkshire there are three main jerseys awarded these are:

Leader's Jersey – yellow

King of the Mountains – white with red polka dots

Sprint Jersey – green

In addition to these three there are also jerseys awarded to the most aggressive rider in each stage and the team who are performing the best are awarded the Team Classification jerseys.

Throughout this resource look out for the three main jerseys for your chance to win an exclusive prize.



Why not create a twitter account for your team and share your work via #TDY17Schools

## Past races

### 2017:

#### General Classification

Serge Pauwels (Team Dimension Data)

#### Points Classification

Caleb Ewan (Orica - Scott)

#### Mountains Classification

Pieter Weening (Roompot - Nederlandse Loterij)

#### Team Classification

Team Dimension Data

### 2017 Women's Race:

#### General Classification

Elizabeth Deignan (Boels Dolmans Cycling Team)

#### Points Classification

Elizabeth Deignan (Boels Dolmans Cycling Team)

#### Mountains Classification

Claudia Lichtenberg (Wiggle High5)

#### Team Classification

Boels Dolmans Cycling Team

### 2016:

#### General Classification

Thomas Voeckler (Direct Énergie)

#### Points Classification

Dylan Groenewegen (LottoNL-Jumbo)

#### Mountains Classification

Nathan Haas (Dimension Data)

#### Team Classification

Team Sky

### 2016 Women's Race:

#### General Classification

Kirsten Wild (Hitec Products)

#### Points Classification

Lauren Kitchen (Hitech Products)

#### Mountains Classification

Rossella Ratto (Cylance Pro Cycling)

#### Team Classification

Great Britain Cycling Team

### 2015:

#### General Classification

Lars Petter Nordhaug (Team Sky)

#### Points Classification

Lars Petter Nordhaug (Team Sky)

#### Mountains Classification

Nicolas Edet (Cofidis)

#### Team Classification

Team Sky

# HISTORY OF THE RACE

The Tour de Yorkshire is a young race - only three years old in 2017 - but since its launch in 2015 it has grown to become one of the world's best-supported races. Last year 2 million fans lined the route over the three stages – that's enough to fill more than 22 Wembley Stadiums!

## How is the race set up?

The Tour de Yorkshire was set up as a legacy of the 2014 Tour de France, which actually started in Yorkshire, not France! Tour de France director Christian Prudhomme described it as the “grandest of Grand Departs” and plans were immediately made to bring a new race to the county as there was clearly so much support for professional cycling. The Tour de Yorkshire was born and is jointly organised by Welcome to Yorkshire, the tourism body for the county, and the A.S.O., who are the owners of the Tour de France.

## The story so far

The first Tour de Yorkshire in 2015 saw riders travel from Bridlington to Scarborough over a very hilly route on stage one; the second stage was flatter, going between Selby and York, and the third day saw riders start in Wakefield and travel to Roundhay Park in Leeds. Team Sky's Norwegian rider Lars Petter Nordhaug won the first stage and managed to defend his lead over the next two days to claim the blue jersey (not yellow like the Tour de France). More details on the 2015 race can be found here: [https://en.wikipedia.org/wiki/2015\\_Tour\\_de\\_Yorkshire](https://en.wikipedia.org/wiki/2015_Tour_de_Yorkshire) The 2016 race started with an undulating stage from Beverley to Settle, and the second stage between Otley and Doncaster was once again flatter before a tough final stage between Middlesbrough and Scarborough. France's Thomas Voeckler (riding for a team called Direct Energie) won there and also took the overall victory. More info: [https://en.wikipedia.org/wiki/2016\\_Tour\\_de\\_Yorkshire](https://en.wikipedia.org/wiki/2016_Tour_de_Yorkshire)

The 2017 edition saw the Tour de Yorkshire go from strength to strength. A record 2.2 million fans lined the route during the three days of action (that's more than the total populations of Slovenia, Cyprus or Latvia!) and the race was broadcast in 180 countries. The Asda Women's Tour de Yorkshire was once again one of the most lucrative in the sport and took place on the same route as the men's race on stage two. It was the hardest course they'd ever tackled and home favourite Lizzie Deignan emerged triumphant in Harrogate with a brave solo attack. Belgian rider Serge Pauwels won the men's race after finishing first on a brutal final stage nicknamed The Yorkshire Terrier.

## Looking forward to 2018

The fourth edition of the Tour de Yorkshire will be the biggest and best one yet after the great news it is being extended from three to four stages. The Asda Women's Tour de Yorkshire has also doubled in size from one to two days and we are expecting the world's best riders to line up once again as they scope out the county ahead of the 2019 UCI Road World Championships. The men's race will take place between 3-6 May with the women's race on 3-4 May. It's very exciting for the women's race to be held over the exact same course as the men's, as usually women's stages are shorter.

## CYCLING TEAMS

18 professional teams will compete in the men's Tour de Yorkshire. Each team has eight riders who work collaboratively to support their leader throughout the race in an attempt to lead the General Classification and ultimately win the race.

Examples of Previous teams shirt logos (men's and women's teams) can be found here:  
<http://letour.yorkshire.com/tdy-teams>

**TDY 2018  
TEAMS TBC**

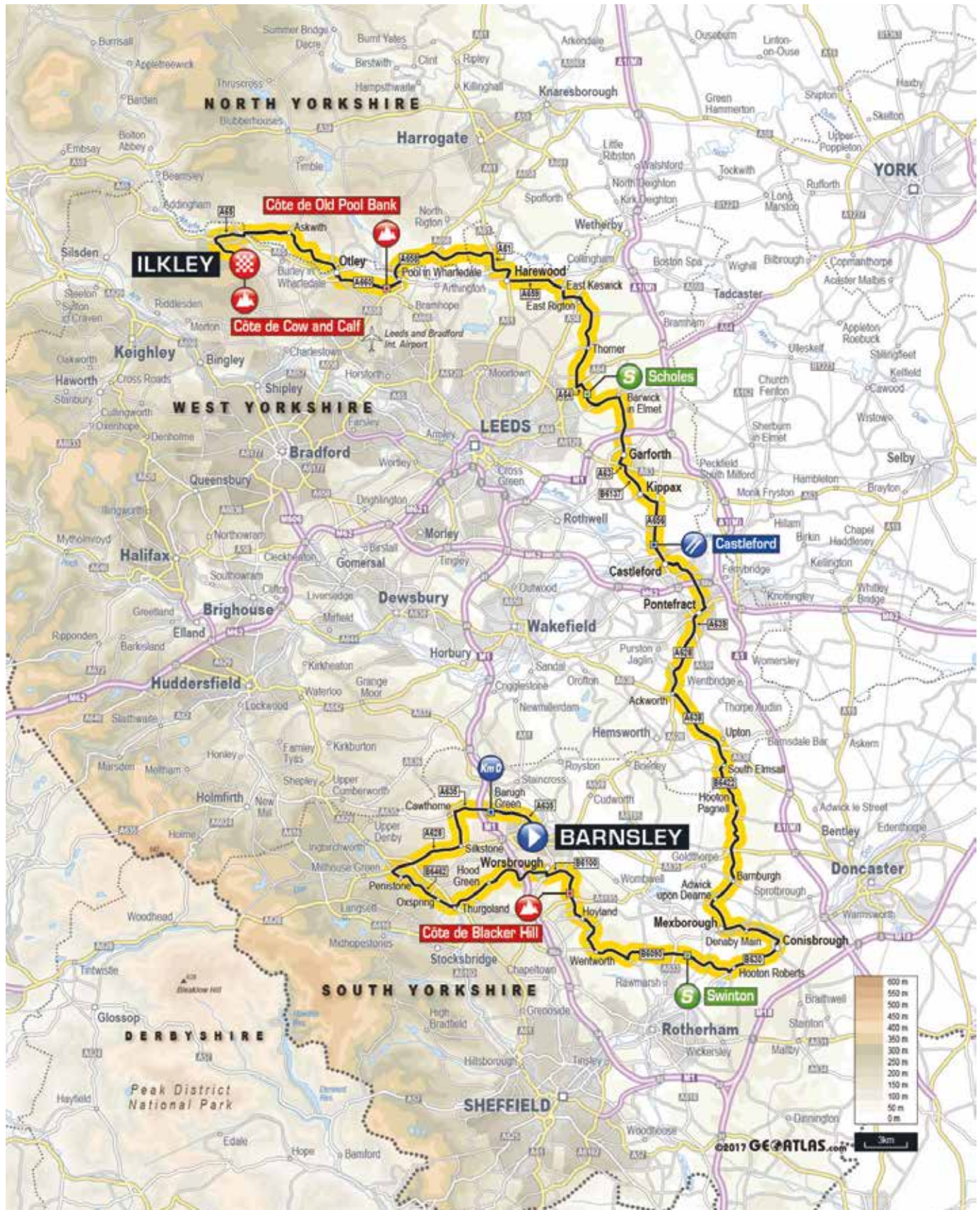
**Tour de  
Yorkshire**

**Create your own  
Pro Team: Work  
together to come  
up with a name,  
a main sponsor, a  
logo and a team  
jersey. Good luck!**



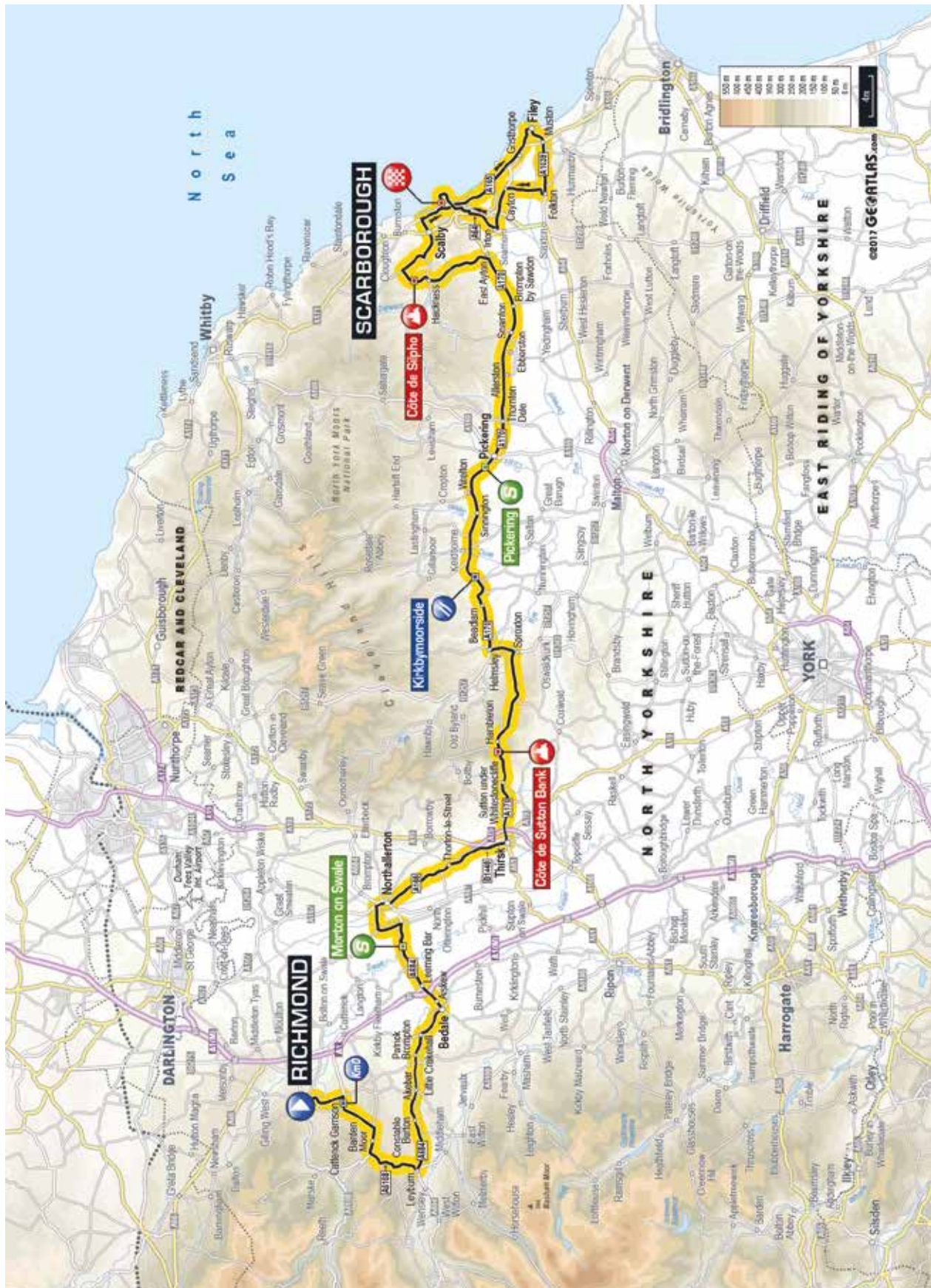
# STAGE 2

YORKSHIRE HERITAGE • Friday 4 May - 149 km  
Barnsley > Ilkley



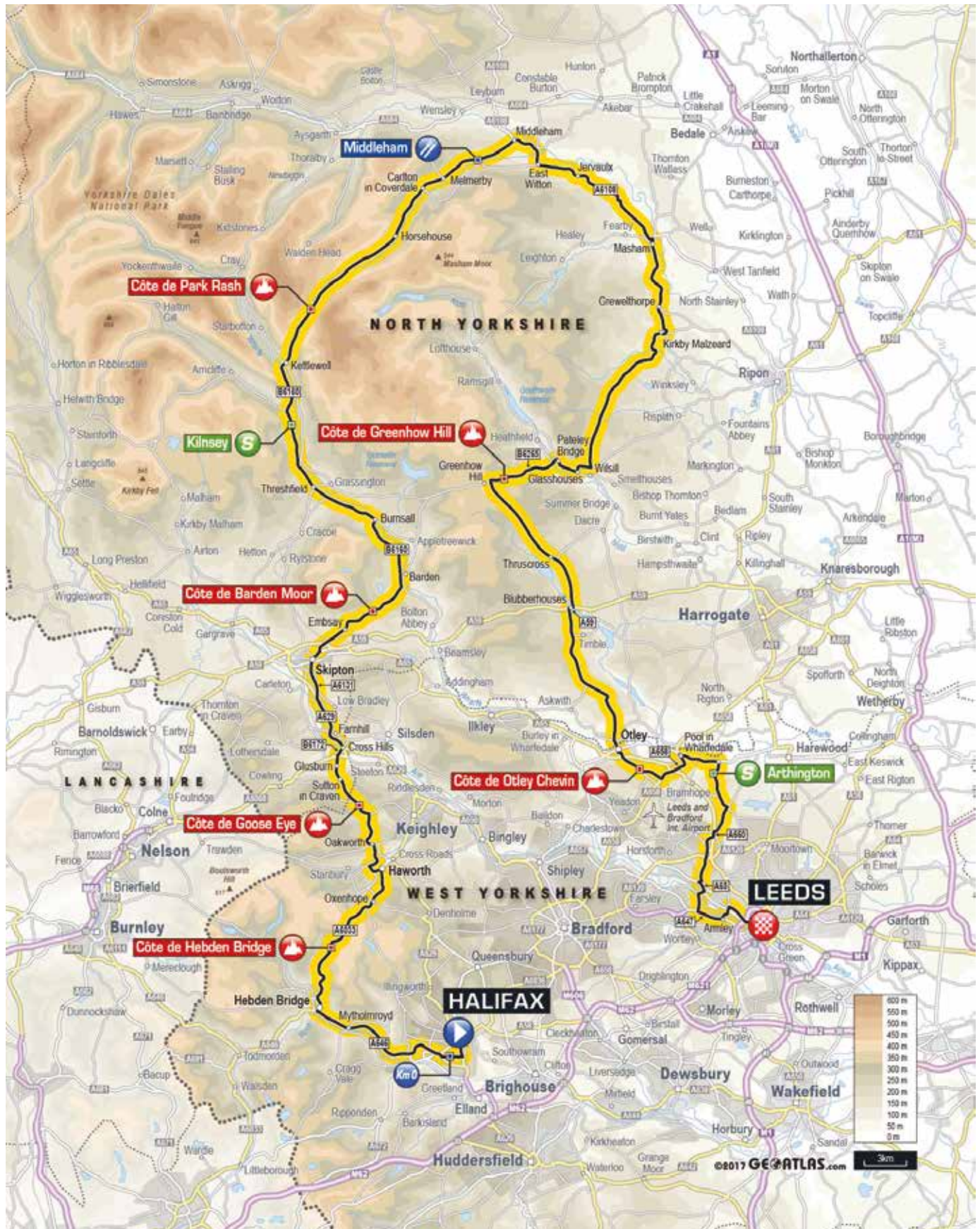
# STAGE 3

MARKET TOWNS • Saturday 5 May - 184 km  
Richmond > Scarborough



# STAGE 4

**YORKSHIRE TERRIER** • Sunday 6 May - 189.5 km  
Halifax > Leeds



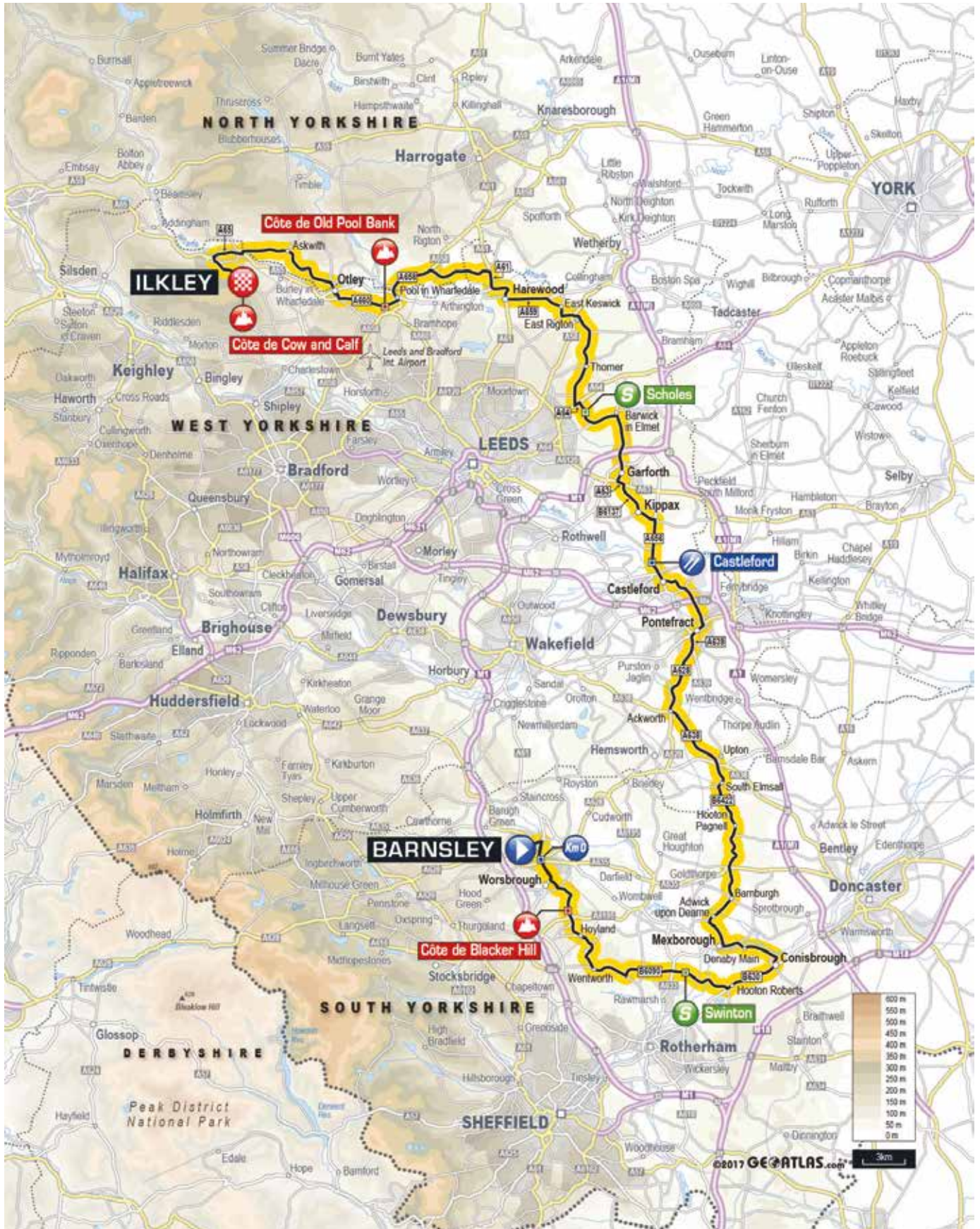
# Women's race STAGE 1

ARTS AND CULTURE • Thursday 3 May - 132.5 km  
Beverley > Doncaster



## Women's race STAGE 2

**YORKSHIRE HERITAGE** • Friday 4 May - 124 km  
Barnsley > Ilkley



## SCHOOL'S VIRTUAL RACE PACK KS1, KS2 & KS3/4

# STAGE PROFILES

## STAGE 1

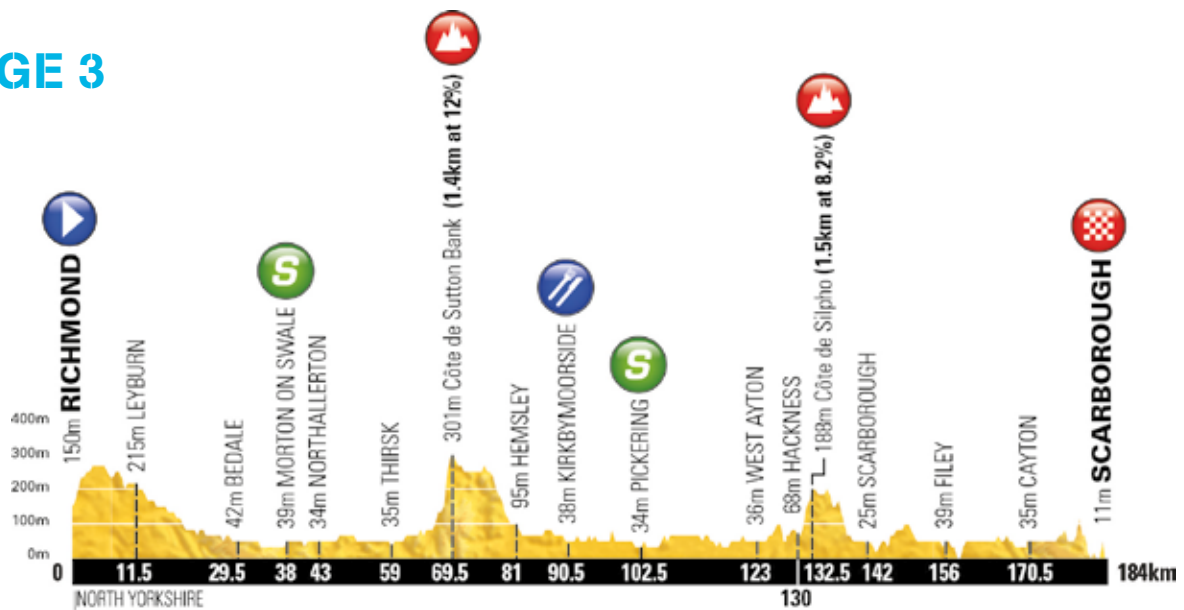


## STAGE 2




# STAGE PROFILES

## STAGE 3



## STAGE 4



# Women's race

## STAGE PROFILES

### STAGE 1



### STAGE 2



# GIANTS OF YORKSHIRE CYCLING

Yorkshire is the ideal county for serious cycling with its roller coaster roads, glorious scenery up hill and down dale and lightening transition from country and coast to town and city. This kind of roadscape makes for challenging cycling, and over the years Yorkshire has produced a rich heritage of men and women who have enjoyed international success in the cycling world.

## Brian Robinson

Born in Mirfield, Brian joined Huddersfield Road Club at 13. He did much of his early racing during his National Service. He was the first British rider to finish the Tour de France in 1955 and the first to win a stage in 1958 completing seven Tours between 1955 and 1961. Brian was the first Briton to win the Criterium de Dauphine in 1961 – the next Briton to win it was Bradley Wiggins in 2012! Brian retired in 1962, but without doubt set the wheels in motion for Yorkshire cycling. At the age of 86 he still cycles today!



## Barry Hoban

Barry's racing career began in the 1950s with his local team, Calder Clarion CC. He then progressed into continental racing and between 1967 and 1975 won eight stages of the Tour de France – a record only beaten so far by Mark Cavendish. In 1968 he became the first British rider to win a Tour de France mountain stage, but his greatest success was beating Eddy Merckx and Roger De Vlaeminck in a sprint finish in the 1974 Ghent-Wevelgem. Often called the sprinters classic, this Flanders Classic Road Race takes place in Belgium in late March.

## Beryl Burton

A Leeds lass, Beryl has proved herself to be a true cycling heroine dominating women's cycle racing during the 1960's and '70s. She raced mainly for Morley Cycling Club and later Knaresborough CC. During her illustrious career Beryl won 96 domestic championships and seven world titles, 13 pursuit titles, 71 time trial titles and set the women's record for the 12 hour time-trial which for two years (1967-69) exceeded the men's record! Beryl was also invited to compete in the Grand Prix Nations in 1967 – a rare distinction for a woman.

## Malcolm Elliott

Born in Sheffield, Malcolm's first race in 1977 was the start of a successful domestic and international career. Among many accolades he has won two stage victories in the Vuelta a Espana, two gold medals in 1982 Commonwealth Games won the Milk Race in 1987, was National Champion in 1993 and is also an Olympian. He has participated twice in the Tour de France, in 1987 and 1988.



“Yorkshire really packs a punch when it comes to cycling, with a rich heritage of men and women who have graced the international cycling scene”

WELCOME TO YORKSHIRE

### Ben Swift

Ben hails from Rotherham and at the age of 29 is a member of UAE Team Emirates and Team GB. His successes to date include Tour de Picardie in 2010, one stage of the Tour de California, two stages of the Tour Down Under and one stage of the Vuelta a Castilla y Leon. Ben is also a former world champion on the track.



### Ed Clancy MBE

Ed is from Huddersfield and a true legend of track cycling. He has won three Olympic gold medals, five World Championships, and five European titles in the velodrome, and is also a talented road rider. He represents a team called JLT Condor.

### Lizzie Deignan née Armitstead

Born in Otley, 28-year-old Lizzie is a professional road cyclist who won the women's World Cup in 2014 and 2015, and also took the World Championship title in 2015. She has also claimed Commonwealth Games gold in a glittering career and also bagged a silver medal in the 2012 London Olympics.



### David Stone MBE

David is a paralympic cyclist, born in Birmingham but now lives in Leeds. He started cycling aged eight and competed in his first race at 15 when he was spotted by the manager of the Great Britain team. David has cerebral palsy and has described cycling as an outlet of frustration and a source of freedom and enjoyment. After a break of three years he resumed his cycling career and won eight World Championships and three Paralympics gold medals.

### Karen Darke

Born in Halifax, Karen is a British paralympic cyclist, paratriathlete, adventurer, author and public speaker. Paralysed from the chest down following an accident at 21, Karen didn't let this defeat her and won a bronze medal in the Para-Cycling World Cup in 2009, followed by two silver medals at the 2011 World Cup in Spain. Karen competed in the 2012 London Paralympics, winning a silver medal in the Women's road time trial H1-2, and at Rio 2016 she struck gold in the H1-3 event.

## KIT / EQUIPMENT:

### Bikes:

Bikes come in many different shapes and styles. During the Tour de Yorkshire riders will be using a “Road Bike”. These bikes are highly technical and can cost in excess of £20,000!



“Bicycles are the world’s greatest invention, objects of beauty, works of art, the tool of the trade. Most cyclists’ initial attraction to the sport has at least something to do with bikes themselves, and this is something that never leaves them”

MICHAEL HUTCHINSON – FASTER 2014 BLOOMSBURY

The more technical a bike, the greater the risk that something will go wrong. Professional teams have mechanics that spend hours working on the bikes, tuning them and making sure they stand up to endless hours on the road. Each team also has a mechanic who travels in the team support car on the race to help with any problems. One piece of bike maintenance that every cyclist should know is, how to repair a puncture. The following clip will give you an outline of this basic skill.

<https://www.youtube.com/watch?v=qm-SvNPFR4E#t=21>

Tour de  
Yorkshire

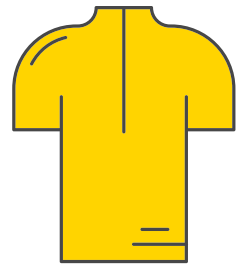
How quickly can you  
change a tyre? Film  
your efforts and  
upload to twitter

## Helmet:

The most important piece of cycling kit is the helmet. It is likely that at some point in a cyclist's lifetime they will fall off their bike, or crash as the professionals call it. Protecting your head is vital - skin and bones generally repair themselves quite easily, however your head is considerably more vulnerable and repairing it is a lot more complicated. Wearing a helmet can save your life. All riders should have a helmet that complies to safety standards.

## LEADERS JERSEY COMPETITION

**Design a 30 second advert to explain the importance of wearing a helmet. You might also want to mention that: to be a safe cyclist you should be visible and aware of the traffic around you. Know where to ride to be safe – eg riding in the marked cycle lanes on pavements. Ensure that your bike is road worthy and undertake basic maintenance.**



## Clothing:



**What do professional cyclists wear and why? Complete your own research and present it in the form of a factsheet. How does what a professional wear compare to what you might wear riding your own bike?**

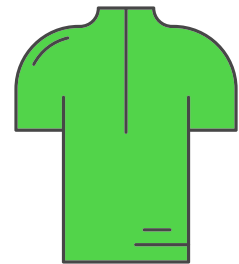
For further information about safe cycling visit the Bikeability site:  
<http://bikeability.org.uk/>

## THE NEUTRAL ZONE:

The pace of the race at the start of each stage is quite relaxed, with riders chatting and sharing stories about the previous day and even about the stage ahead. This provides spectators with a chance to get a glimpse of the riders before they get up to speed and become a blur as they whizz past. Neutral zones also provide riders with an extra few miles to ensure they are fully warmed up before the intensity of the stage kicks in. The neutral zone also allows the TV cameras to take in the wonder and beauty of the villages and towns where the stage has begun!

### SPRINTERS JERSEY COMPETITION

**Create a mural to promote Yorkshire as a tourist destination. Research the different towns and villages that the tour will pass through to help with this task.**



A few of the sites on this year's Tour de Yorkshire:  
**ABOVE** Bright beach houses in Scarborough. **RIGHT** Brodsworth Hill near  
 Doncaster. **BELOW** Beverley Minster. **BELOW RIGHT** City Park in Bradford.



## LAND ART:



## CLIMBING:

Going uphill is hard work! Throughout the Tour de Yorkshire there will be lots of climbs for the riders to ascend. A climb can be a great place to watch the race as the riders will be going slower (only a little slower though!).

The peaks of the Tour de Yorkshire this year are:

### Stage 1: (Based on Women's Race Distance)

KOM – 40km – Cote de Baggaby Hill

### Stage 2 – (Based on Women's Race Distance)

KOM – 4.9km – Cote de Blacker Hill

KOM – 105.8km – Cote de Old Pool Bank

KOM – 123.8km – Cote de Cow and Calf

### Stage 3

KOM – 65.5km – Cote de Sutton Bank

KOM – 127.8km – Cote de Silpho

### Stage 4


KOM – 16km – Cote de Hebden Bridge

KOM – 30.4km – Cote de Goose Eye

KOM – 50km – Cote de Barden Moor

KOM – 76km – Cote de Park Rash

KOM – 137km – Cote de Greenhow Hill



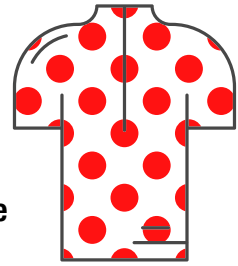
### Top tips from Team Sky's Geraint Thomas:

1. Break the climb into chunks – 100 – metre sections, or between bends, or minutes.
2. Pace yourself. Don't go at it like a mad dog, but like a wise owl.
3. Use low gears and try to stay in the saddle rather than standing.
4. Sit further forward than you would on the flat.
5. Keep your hands on the top of the bars rather than the drops.
6. Relax your grip.
7. Keep your upper body as still as possible, and let your legs do the work.
8. If your heart is thumping, focus on nothing but breathing.
9. The bottom line: if you want to be better at it, do it more.

*The World of Cycling According to G* – Geraint Thomas 2015, Quercus Publishing

## KING OF THE MOUNTAINS JERSEY COMPETITION

**Wheel art:** Collect as many bike wheels as required, one per group. Teams should attempt to create a piece of art from the wheel. The theme can be opened ended or made specific according to your “race rules”.



KOM – 163km – Cote de Otley Chevin on East Chevin Road

<https://www.youtube.com/watch?v=YyIP6Qurviw>

<http://www.kingfisherprimary.co.uk/news/detail/stage-4-tour-de-kingfisher/>

## DESCENDING

Going downhill at speed requires concentration, bravery and a lot of awareness of everyone around you! Riders can reach speeds of 70mph on some descents, not for the fainthearted! In the old days, on some mountains riders were passed newspapers at the top to put down the front of their shirts to protect them from the cold air that is forced through their tops as a result of the velocity with which they are traveling.

<https://www.youtube.com/watch?v=4Rf8yiWGiOQ>

## CAFÉ STOP

In order to make a car move you need to fill it with fuel. The same is true for a bike, the only difference is the fuel will go inside the rider! Pro riders will burn over 1,000 calories an hour during a race. As a result of this, cyclists will work their way through a considerable amount of food. People who ride their bikes for fun tend to refuel during a “café stop”, this is a sociable visit to a café halfway through a ride, usually to drink coffee and eat cake! Professional cyclists are much more aware of the importance of nutrition, and as a result they will eat and drink things that will maximise their performance. Most professional teams have their own team chef who will cook many items freshly for the cyclists. Team Sky have a special rice cake that their riders eat during a long ride <http://pages.rapha.cc/team-sky/rice-cakes-a-recipe>. During a race, food is passed to the riders in a bag called a musette, these bags fit over the rider’s shoulder allowing them to move the snacks into their many pockets.



Yorks of Thirsk



Design your own musette and list all the different food items you would want in it to help fuel your ride



## ESCAPE:

At various points during the different stages riders may attempt to break away from the peloton in an attempt to win the stage. In response to an escape (or breakaway) teams will work together to close the gap and bring the race back together. Occasionally a breakaway will be successful but, more often than not, the maverick riders who have attempted to ride to glory will be swallowed up by the chasing peloton.



**Glossary of terms:** Look at the words in the table below, they are all related to cycling. Work as a team to try and decide what you think they mean. Once you have done this complete your own research to find out the true definition.

Cycling Term	Our Guess	Actual definition
Peloton		
Rouleur		
Domestique		
Soigneur		

## SPRINT:

The end of most flat stages culminates in a sprint to the line. Sprint finishes are extremely tactical and almost like a game of chess. The team will work as a unit to provide their sprinter with shelter and a safe passage to the final 500m or so. Sprinters will wait until the last minute before they make a dash for the line, giving all they have got and draining every last bit of energy in an attempt to win the stage. <https://youtu.be/cOt1ZQnK0es> There will be a number of intermediate sprints throughout the three stages and points will be awarded to riders who cross the line first in these mini “races within a race”.

Sprints during the 2018 race will take place in:

### Stage 1 – (Based on Women’s Race Distance)

Sprint – 43.5km - Woldgate School, Pocklington

Sprint – 76.3km – Howden

### Stage 2 – (Based on Women’s Race Distance)

Sprint – 12.6km – Swinton

Sprint – 79.8km – Scholes

### Stage 3

Sprint – 37.38km – Morton on Swale

Sprint – 98.5km – Pickering

### Stage 4

Sprint – 67km – Kilnsey

Sprint – 171.6km – Blackhill Road



**Design a 30 second advert to explain the importance of wearing a helmet. You might also want to mention that: to be a safe cyclist you should be visible and aware of the traffic around you. Know where to ride to be safe – eg riding in the marked cycle lanes on pavements. Ensure that your bike is road worthy and undertake basic maintenance.**

## PRESS CONFERENCE

---

At the end of each exhausting day on the bike most riders are asked to give interviews to the press, especially if they have won or performed exceptionally well. This can be tiring and at times not really much fun for the riders, they have to be patient, keep smiling and polite!



**Prepare questions for a rider at the end of a successful day on the bike. Invite a member of another team within your class to take the role of race leader and question them on the success of the day. Prepare your report for publication either in print, online, for radio or TV.**

<https://www.youtube.com/watch?v=fKlgeo96asg>

<https://www.youtube.com/watch?v=4bi0-dhpMR0>

## **CYCLING FOR ALL**

A lasting legacy of the Grand Départ in Yorkshire is Cycle Yorkshire through the shared regional strategies for Yorkshire and the Humber which has been developed by Yorkshire and Humber Local Authorities and Partners.



This has and will put a range of bold objectives and deliverables in place to make cycling more accessible and enjoyable to everyone and realise the vision for Yorkshire and the Humber: 'to be recognised as a great region for safe cycling, inspiring more people to cycle more often'.

### **What are the objectives?**

- Cycling to be widely perceived as a safe, effective, cheap, healthy and enjoyable activity for commuting and leisure
- Yorkshire and the Humber to be recognised as a great region for cycle sport, cycle tourism and events
- A broad range of partners to be effectively working together to promote cycling
- Everyone in the region to have access to appropriate equipment to enable them to cycle
- Everyone in the region to have access to training to give them the skills and confidence to be able to cycle regularly
- Safe, high quality infrastructure and facilities to enable cycling, appropriate to local circumstances and need, to be provided throughout each local authority area, linking main residential and ingress points to main destinations
- Local authorities and partners to effectively encourage and facilitate everyone in the region to cycle more often as a mode of transport for recreation and for sport.

### **The overall aim is that more people will cycle**

- As a means of transport
- For leisure
- For sport

### **How will this happen?**

Through highlights such as:

- Bringing cycle hire together across the region to form a network
- periodic Tour de Yorkshire events
- support for every large employer and school in the region to have a fully implemented travel plan

There are many opportunities in this region for people to improve their skills and confidence and enjoy cycling, including:

- cycle training in schools – Bike It and Bikeability training
- A cycle sports participation events
- Adult cycle training (Urban Cycle skills)
- Initiatives to get more people cycling to work
- Women-specific events and support (Breeze network, spin classes and clubs providing women-only rides)
- Cycle maintenance courses
- Supporting cycling clubs and the development of new clubs



Campaigns and events take place in all regions throughout the year. Examples include:

- Cycle to work and school challenges – bike to work and bike to school weeks
- Guided cycle rides, events and festivals
- Amateur racing events including criteriums, time trials, hill climbs and sportives

Look out for what is happening in your local area. You may be surprised at how many bike activities are going on!

Here are some of the organisations you can access for information on events, clubs and Initiatives:

- British Cycling **[www.britishcycling.org.uk](http://www.britishcycling.org.uk)**
- Cycling clubs – find your local club through British cycling
- Sustrans **[www.sustrans.org.uk](http://www.sustrans.org.uk)**
- Sport England (English Sports Council) **[www.sportengland.org](http://www.sportengland.org)**
- CTC – The National Cycling Charity **[www.ctc.org.uk](http://www.ctc.org.uk)**
- Welcome to Yorkshire – **[www.yorkshire.com](http://www.yorkshire.com)**
- Yorkshire Bank Bike Libraries – **[www.bikelibraries.co.uk](http://www.bikelibraries.co.uk)**
- Bike shops
- Gyms

It has never been easier to get on your bike, get pedalling and enjoy cycling against the backdrop of our glorious Yorkshire landscape, countryside, seaside, towns, villages and cities.

‘Realising the legacy of Le Grand Départ – a strategy for cycling in Yorkshire and the Humber’ – in partnership with Yorkshire and Humber local Authorities and Partners. Read the Strategy in detail by going to **<http://cycle.yorkshire.com>**

## YORKSHIRE BANK BIKE LIBRARIES

Yorkshire Bank Bike Libraries are run in collaboration with Welcome to Yorkshire's cycling initiative, Cycle Yorkshire. They aim to give every child in Yorkshire access to a bike and sees unwanted bikes donated at one of the county's 51 donation stations, where they are then repaired and available to hire free of charge.



Since the first Yorkshire Bank Bike Library opened in 2015, 34 have launched across the county, while more than 31,000 chances to ride a bike have been offered to children and almost 5,000 bikes have been donated.

These bikes can be used to partake in a range of activities to promote healthy living, social inclusion and to have fun! Activities may be as specific as a guided ride in the local community, a basic bike skills or maintenance course or simply just to give the freedom to ride on a safe route with family and friends.

Children now have the opportunity to go along to a Yorkshire Bank Bike Library with their parents and borrow a bike for free.

For further information visit [www.bikelibraries.co.uk](http://www.bikelibraries.co.uk)





# TOUR DE YORKSHIRE 2018

Virtual Race Pack for Schools **KS2/KS3**

## COMPETITION TERMS AND CONDITIONS

---

### Leader's Jersey

- Please take a photograph of your entries and email them to:  
Nathan Atkinson [nathanatkinson@honeconsultants.co.uk](mailto:nathanatkinson@honeconsultants.co.uk)

### Sprinter's Jersey

- Please email your videos to:  
Nathan Atkinson [nathanatkinson@honeconsultants.co.uk](mailto:nathanatkinson@honeconsultants.co.uk)  
for files too big to send via email please use a sharing  
platform such as wetransfer

### King of the Mountains

- Please take a photograph of your entries and email them to:  
Nathan Atkinson [nathanatkinson@honeconsultants.co.uk](mailto:nathanatkinson@honeconsultants.co.uk)

Please remember to include the following details:

Name, age and Key Stage of the child. Name and contact person from the school.

All entries should be submitted by midday on Monday 16th April.

Winners announced on Monday 23rd April.

Prizes: 4 tickets (2 x adults 2 x children) for a VIP experience

Competition entries will be judged across three age groups:  
KS1, KS2 and KS3/4